

GRADE 1- 5º & 6º PRIMARIA

Nobody's Perfect



INDEX

**BEFORE THE PERFORMANCE...****SESSION 1 : SYNOPSIS AND CHARACTERS**

3

ACTIVITY 1 : THE SYNOPSIS

ACTIVITY 2 : GETTING TO KNOW THE CHARACTERS

ACTIVITY 3 : ASKING FOR AND GIVING DIRECTIONS

SESSION 2: UNDERSTANDING THE PLAY

8

ACTIVITY 1 : GIVING INSTRUCTIONS

ACTIVITY 2 : LEARNING THE VOCABULARY!

ACTIVITY 3 : THE SONG "LET'S FEEL THE BEAT"

SESSION 3: TOWARD THE END

11

ACTIVITY 1 : SAYING "SORRY"

ACTIVITY 2 : WHAT'S NEXT?

ACTIVITY 3 : ROLE PLAYS

**AFTER THE PERFORMANCE...****SESSION 4 : EXPRESS YOURSELF!**

17

ACTIVITY 1 : THE END OF THE PLAY AND YOUR IMPRESSIONS

ACTIVITY 2 : THE PLAY IN GENERAL

ACTIVITY 3 : THE SONG "NOBODY'S PERFECT"



SESSION 1: SYNOPSIS AND CHARACTERS

Activity 1: The Synopsis



Read the Synopsis of Nobody's Perfect.

Take a look! Here is a glossary to help:

- **a new term** : a semester of the school year
- **hall** : large room
- **assembly** : a meeting of people
- **to look on the bright side** : to be positive
- **plenty** : lots
- **school trips** : excursions
- **to dance** : to move your body to music
- **to be lost** : to be without a route or plan
- **impressed** : to be surprised in a good way
- **to fall in love** : to be enamoured by someone
- **in order to** : to be able to
- **to win** : to receive a prize/reward
- **competition** : contest

The Synopsis

It is the start of a new term as Wendell High School. Ethan and his friend arrive in the main hall. It is the first assembly of the year. Ethan's friend is not happy to be back at school, but Ethan is looking on the bright side. Yes, holidays are over, but there are plenty of good things going on at school, for example: friends, school trips and of course....girls! There is one girl in particular who Ethan is very happy to meet. Her name is Gemma. Gemma is a new student who loves dancing. She is lost on her first day in a new school and cannot find her science class. Ethan and his friend help Gemma find her way to class. Ethan is very impressed by this new girl at school. In fact, he believes he has fallen in love. Gemma is perfect: long blonde hair, beautiful eyes and she is a dancer. Ethan tries to dance for Gemma, but he is not very good. In order to win Gemma, the girl of his dreams, Ethan decides to learn to dance. If he can dance then maybe Gemma will fall in love with him? Gemma and Ethan become partners in a dance competition in the city. The trouble is, can Ethan ever learn to dance? Could he ever win a dance competition? Most important of all, will this be enough to win Gemma's love?

B
Before

SESSION 1: SYNOPSIS AND CHARACTERS




Take a look!


Now that you have read the synopsis, look at the pictures below. Each picture shows a part of the story. They are in the wrong order.




• Can you put the story back in order and number each picture from 1 – 6?
You must re-order the words to read the sentence. *Example: number 2.*



lost – is – Gemma




learns - to dance –
Ethan – how




Example:
*Ethan is looking on the
bright side.*



helps – her class –
Gemma – Ethan – find -



is – There – at school -
- a new girl -



is – a new term - It



SESSION 1: SYNOPSIS AND CHARACTERS

Activity 2: Getting to Know the Characters



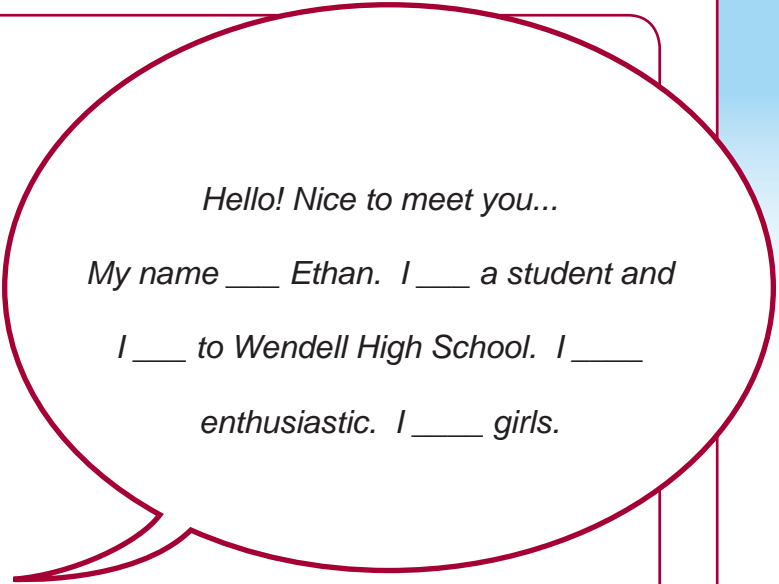
Take a look! The characters from Nobody's Perfect are introducing themselves. Can you help them? Use the information in each box to make up sentences for each character.

**Remember... you will need to conjugate the verbs from third person singular 'he/she' to agree with the first person singular 'I'.*

CHARACTER 1

Ethan


- He is a student
- He goes to Wendell High School
- He is enthusiastic
- He likes girls!



CHARACTER 2

Gemma

- A new student at Wendell High School
- She has blonde hair and blue eyes
- She likes dancing
- She goes to a dance academy




B

Before

SESSION 1: SYNOPSIS AND CHARACTERS

CHARACTER 3**Dance Teacher**

- He is a dance teacher
- He works at the dance academy
- He teaches Gemma's dance classes
- He is very strict



4



Listen to TRACK 4 (**Scene 1**) In this scene Ethan, his friend and Gemma are getting to know each other.



Listen and discuss as a class - What questions do they ask to find out information about each other? Do you find out any other information about the characters which you can add to your speech bubbles above?

- Are you new in town?
- Oh, so you're a dancer?
- What? Are you crazy? You too?
- Do you want to see me dance?



SESSION 1: SYNOPSIS AND CHARACTERS

Activity 3 : Asking For and Giving Directions

2



Listen to TRACK 2 (**Scene 1 – At School**) of **Nobody's Perfect**. Everyone is arriving at school for the first day of term. The new girl at school, Gemma, is lost. She needs to find her science class, but she doesn't know her way around. She asks Ethan and his friend for help and they try to give her directions.

Now read the sentences in the box below. They are lines from the scene. They are about asking for and giving directions. Listen to the track twice more and try to locate them in the extract. Write the ones you hear into the spaces in the text below.

<i>"at the end of "</i>	<i>"Excuse me"</i>	<i>"straight ahead"</i>
<i>"really close to"</i>	<i>"use the lift"</i>	<i>"Do you know where"</i>
<i>"on the first floor"</i>	<i>"when you get there"</i>	<i>"can we help you?"</i>

Ethan: Hi.

Gemma: How are you guys?

Ethan: Cool.

Gemma: _____, but this is my first day here.

Ethan: How _____, babe?

Gemma: The thing is I don't know where I have to go. I was supposed to go to the Science lab. _____ could I find that?

Ethan: mmm

Gemma: mmm?

Ethan: Yeah! The Science lab is _____ my Maths class.

Gemma: That sounds nice but... Where is your Maths class?

Ethan: Two doors down from the French class.

Gemma: Are you pulling my leg? This is my first day here. I don't know where any of my classes are.

Ethan: All right, I am sorry.

Friend: Science's class is _____; no, I'm wrong. It is on the third floor.

Gemma: First or third?

Friend: Third. You can _____.

Gemma: Is there a lift in this school?

Friend: Yes there is.

Ethan: Push the button for the third floor and _____, the lab is straight ahead. Then, _____ the corridor you should find it, if nobody has moved it... Ha ha ha

Gemma: Very funny... Lift... Third floor... _____.



SESSION 1: SYNOPSIS AND CHARACTERS



Now in pairs, practice asking for and giving directions around your classroom or school. Use the vocabulary you have just learnt. Switch roles after 5 minutes.

You may want to refresh your memory by taking a look at some of the vocabulary in the box below:

Go forward
Take a left/right
Keep going/ Straight ahead
At the (table/corner/wall) turn left....
Go on 5 metres
Turn around
Go back the way you came



SESSION 2: UNDERSTANDING THE PLAY

Activity 1: Giving Instructions

 6



PART A

Listen to TRACK 6 “**A SURPRISE VISIT**” (Scene 2).

Ethan arrives at the dance academy during Gemma's dance class. Both Gemma and her teacher are surprised to see him, but he may be able to help. Gemma needs a new dance partner and Ethan is wants to learn how to dance.



SESSION 2: UNDERSTANDING THE PLAY



PART B

Listen to TRACK 7 "ETHAN LEARNS TO DANCE" (SCENE 2).

7



Ethan appears in the dance studio wearing a tutu. He looks ridiculous, but at least he is trying! Gemma and the teacher give him instructions to help. Listen once first, and then read below. Then listen twice more and complete the task.



Look at the instructions below. Circle the ones that you hear and then number them from 1 – 9 in the order that they are said.

Turn around!

Stop

Jump up

Get in line!

Stand up

Pay attention

Kneel down

Enough!

1. Take that off!

Come on!

Wave your arms in the air

Sit down

Let's warm up

Stop shouting

Fold your legs

B
Before

SESSION 2: UNDERSTANDING THE PLAY



Now work on your own to complete the following. You can listen to the scene again if you need to.

- Which verbs in Part B of the previous exercise are used to express action :

Example: To Stand (Stand up)


(give four verbs): " _____ ", " _____ ",
" _____ ", " _____ " and " _____ "

- Do you know any more action verbs? _____


- Some of the verbs in the exercise in Part B take **prepositions** to **show a direction or location**, e.g. **Stand up!** . Match the following action verbs to their prepositions:

- Stand up**
- Sit down
- Kneel down
- Wave your arms in the air
- Turn around
- Take that off

- The most common prepositions showing location in the English language are: in, on and under.
- Under each of the following drawings, write the correct preposition to complete sentence.



The cat is _____
the table.



The cat is _____
the table.



The cat is _____
the box.



SESSION 2: UNDERSTANDING THE PLAY

Activity 2 : Learning the Vocabulary!



Listen again to TRACK 7. The teacher and Gemma are shouting instructions for Ethan to follow, but he is finding it difficult. Can you help him learn the movements by drawing a picture to go with each instruction?

The first one is done as an example:

	<p>Stand up!</p>		<p>Fold your legs!</p>		<p>Stop!</p>
	<p>Turn around!</p>		<p>Let's warm up!</p>		<p>Pay attention!</p>



In pairs practise one person calling out the instructions above and the other person doing the actions. Try not to look at your page for the answers! Then switch roles.



Discuss as a class which of these instructions you have heard in your classroom. Write some down.



SESSION 2: UNDERSTANDING THE PLAY

Activity 3: The Song “Let’s Feel the Beat”



Read the lyrics of the song below. Look up any words you don’t know in the dictionary.



Listen to TRACK 8 .The song written below, which is sung in Scene Two. But careful, there are lines that have been added to the first two verses. Listen first once, then listen again and try to underline them.

Let’s Feel The Beat

*With you by my side
We are the perfect team
I know that I could dance
If you show me the way
Take me on holiday!
We’ll make it all right*

*When I hear the music start
I wanna hold you in my arms*

*Let’s feel the beat
Let’s feel the rhythm of your heart
Let’s feel the music of the stars*

*With you by my side
I can’t follow the lines
And even if we try
And work night and day
We won’t win the prize*

*When I hear the music start
It feels amazing
I wanna hold you in my arms*

*Let’s feel the beat
Let’s feel the rhythm of your heart
Let’s feel the music of the stars*

*Let’s feel the beat
Let’s feel the rhythm of my heart
Let’s feel the music of the stars*



SESSION 3: THE ENDING



Discuss as a class, what do you think these lines in the song mean?

*With you by my side
I know that I could dance
If you show me the way
We'll make it all right*

- Try and find examples of what you think this means.
- What does it mean, "to tolerate someone"?
- Why is this important?



SESSION 3: TOWARD THE END

Activity 1: Saying "Sorry"

 9


Listen again to TRACK 9 "A Phone Call" (Scene 3). The scene starts with a conversation between Ethan and his friend. Ethan is sad, but he doesn't want to say why. Then, he admits that he is unhappy because he is in love with Gemma. Gemma was rude to Ethan in the dance class and he left. Suddenly, the phone rings and it is Gemma. She is ringing to say sorry.

Now, read the questions below. Then listen to the track twice more and tick the box which accurately describes what is said in the scene.

Here are some useful words and their synonyms to help you understand the dialogue:

- **the matter** – the problem
- **to lie** – to not tell the truth
- **a real character** – a personality
- **a dance partner** – someone you dance with
- **to bet** – to put money on something to show you think it will happen
- **to hang up** – to put the phone down when someone is still talking
- **unfair** – unjust
- **a contest** – a competition
- **to meow** – the noise a cat makes
- **to apologise** – to say sorry
- **to accept an apology** – to say "it's ok, don't worry" when someone says sorry.
- **rehearsal** – practise
- **the show** - performance

Questions:

1. Ethan arrives home feeling :

- True
 False

2. Ethan and his friend agree that Gemma is:

- True
 False



SESSION 3: THE ENDING

3. What happens the first time the phone rings?:

- Ethan picks up but the caller hangs up.
- It a man from the television asking to speak to Ethan.
- Ethan does not answer the phone.

4. What does Gemma say she has been to Ethan?:

- Kind.
- The best friend he could ask for.
- Unfair.

5. What happens at the end of the scene?:

- They arrange to be married.
- Ethan accepts Gemma's apology and they agree to start rehearsing again.
- Ethan does not accept Gemma's apology and she leaves, crying.

Activity 2: What's Next?



Think about the extract from Scene 3 (Track 9) that you have just listened to. Are Gemma and Ethan going to make good dance partners? Will Gemma be fair to Ethan and will Ethan learn to dance. Will they win the competition?

Write something about you think is going to happen. Here are some ideas to help you:

- Ethan can learn to dance because.....*
- Gemma will be kind and.....*
- Gemma is going to fall in love with Ethan.*
- Ethan will fall in love with the dance teacher!*
- They are going to win/lose the competition.*



SESSION 3: THE ENDING

Activity 3: Role Plays



Here are three extracts from the play. Choose one to act out in groups.

Extract One (Track 2) - Ethan and his friend meet Gemma for the first time. She is lost on her first day at school.

Friend: Hello!!!
Ethan: Hi.
Gemma: How are you guys?
Ethan: Cool.
Gemma: Excuse me, but this is my first day here.
Ethan: How can we help you, babe?
Gemma: The thing is I don't know where I have to go. I was supposed to go to the Science lab. Do you know where could I find that?
Ethan: mmm
Gemma: mmm?
Ethan: Yeah! The Science lab is really close to my Maths class.
Gemma: That sounds nice but... Where is your Maths class?
Ethan: Two doors down from the French class.
Gemma: Are you pulling my leg? This is my first day here. I don't know where any of my classes are.
Ethan: All right, I am sorry.
Friend: Science's class is on the first floor; no, I'm wrong. It is on the third floor.
Gemma: First or third?
Friend: Third. You can use the lift.
Gemma: Is there a lift in this school?
Friend: Yes there is.
Ethan: Push the button for the third floor and when you get there, the lab is straight ahead. Then, at the end of the corridor you should find it, if nobody has moved it... Ha ha ha
Gemma: Very funny... Lift... Third floor... Straight ahead.

(She leaves).



SESSION 3: THE ENDING

Extract Two (Track 7) - Ethan has arrived for his first dance class. He is wearing a tutu, but Gemma is not very impressed. She tries to give him instructions on how to dance.

(Ethan appears wearing a big tutu).

Gemma: Is this fiction or fact?

Ethan: How do I look, baby?

Gemma: You look awful.

Teacher: Now you just need a tracksuit.

Ethan: Why are you laughing?

Gemma: This is probably the most ridiculous thing I've ever seen.

Teacher: Take that off!! We've had enough.

Teacher: Ok! Let's warm up.

Ethan: How do we do that?

Gemma: Let me help you.

Teacher: First! Sit ups!! One, two, three...

Ethan: Do you want to kill me?

Teacher: Don't worry. We'll stop before you die.

Ethan: Oh sure. Easier said than done.

Teacher: Now... Push ups!!!

Teacher: Come on!! One, two, three...

Teacher: And now... Stand up!

Ethan: Are we ready to dance?

Teacher: Not even in your dreams... This is just the beginning.

Ethan: No, This is the end for me.

Teacher: Now let's stretch...



SESSION 3: THE ENDING

Extract Three (Track 9) - Ethan arrives home after the dance class, he is feeling upset.

(Ethan and his friend are in Ethan's house. Ethan looks really depressed and his friend is trying to cheer him up).

Friend: What's a matter, Ethan?

Ethan: Nothing, no problem.

Friend: Are you all right?

Ethan: I'm fine. I don't care about anything right now.

Friend: Are you sure?

Ethan: Completely sure...

Friend: No you're not.

Ethan: Yes I...

Friend: Don't lie to me. I know you too well. You look like you're about to cry.

Ethan: Oh!! I think I've fallen in love with her. But she hates me. I'm trying not to think about it, but...

Friend: Talk to her. I don't want to see you unhappy.

Ethan: She wouldn't listen to me.

Friend: How do you know that?

Ethan: I wish you could hear the way she speaks to me. You wouldn't need to ask me that.

Friend: She is a real character.

Ethan: I agree. But there is one thing I would bet on.

Friend: What?

Ethan: That she already has a new dance partner.

Friend: Well, you'll find a new "partner" as well. Do you want to go to the cinema while you wait for her?

Ethan: Ok. (Phone rings) Hello?

Friend: Who is it?



SESSION 4 : Express Yourself !

Activity 1: The End of The Play And Your Impressions.



Now you have seen Nobody's Perfect! Was it how you imagined it to be? Look back at your predictions for the ending in Activity 2 'What's Next' Session 3.

Which version did you prefer - your interpretation or the real ending in the play? Discuss in groups and then feedback to the class.

The box below has some words to help you get started...

What did you predict the ending to be?

My predictions were.....

I prefer my ending / the real ending because.....

....more (+)...

..it was...

- inventive/predictable
- exciting/boring
- enjoyable
- fun
- interesting
- romantic

.....less (-) ...

Did you correctly predict the ending of the play?

- Yes I predicted the ending.
- No I did not predict the ending.



SESSION 4 : Express Yourself !



Look back at Activity 2 'Getting to Know the Characters' in Session 1 Now that you have seen the play, who was your favourite character? Why?

My favourite character was..... because he/she was.....

- original
- entertaining
- interesting
- energetic
- sensitive
- creative
- realistic

My favourite part was when he/she.....
.....
.....
.....
.....

Do you like the idea of playing your favourite character?
Yes/No, because.....
.....
.....



SESSION 4 : Express Yourself !



Activity 2 : The Play In General

Did you enjoy Nobody's Perfect? Write a bit about what you thought of:

The story, the characters, the costumes, the stage design and props, the songs...

Write a sentence for each:



Use verbs such as "to like"; "to love"; "to enjoy".



Use verbs such as "to hate" ; "to prefer".

E.g. I liked the characters **because** they were funny.

I hated the story **because** I don't like dancing...OR, I didn't hate anything!

I preferred the props to the costumes **because...**

1. _____

2. _____

3 _____

4 _____

5. _____



SESSION 4 : Express Yourself !

Activity 3 : The Song "Nobody's Perfect"



Listen to TRACK 12, the final song in the play. Complete the missing lines in the song and then perform it to your classmates.

Nobody's Perfect

Everybody has a dream
It will come true
Sooner than you think
Do you know what I mean?

But a dream is not enough
You need effort
And something more
Do you know what I mean?

Nobody's _____
You have to work it
Nobody's perfect you know
You'll find the way

Nobody's _____
You have to work it
Nobody's perfect you know
You'll find the way

Everybody has a dream
It will come _____
Sooner than you think
Will know what I mean?

But a dream is not enough
You _____
And something more
Do you _____ what I mean?

Nobody's perfect you know
You have to work it
Nobody's perfect you know
You'll find the way

Nobody's perfect you know
You have to work it
Nobody's perfect you know
You'll find the way

OTROS ESPECTÁCULOS

5º y 6º Curso de Primaria

Romeo y Julieta

Juntos y Revueltos (Convivencia escolar)

Nobody's Perfect

Didactic Project elaborated by
Nawaf Mumen González



Follow the music that takes you to the dance floor of this absurd comedy, making your pupils burst into laughter. In the best English adapted for them, they will learn that it is not being the best at something that matters, and that what is really important is to do things with enthusiasm, have fun, and enjoy them. They just have to try to learn the steps... and go with the flow.